P1 - 2I
CURVA ABIERTA IZQUIERDA

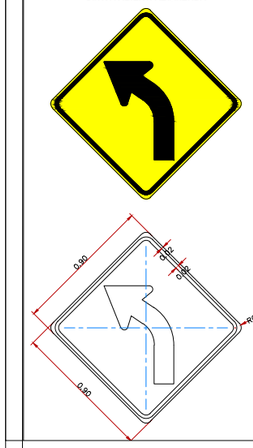

P1 - 2D
CURVA ABIERTA DERECHA

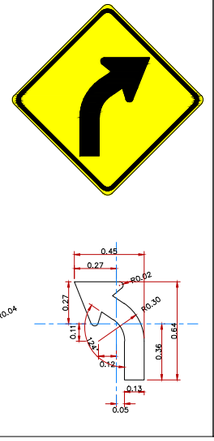

P4-2I
ENSANCHAMIENTO DE LA VIA IZQUIERDA

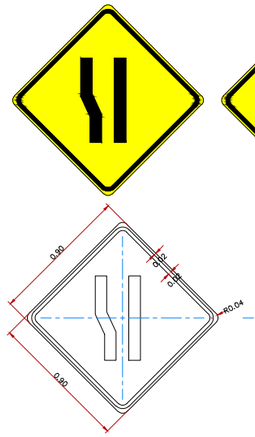

P4-2D
ENSANCHAMIENTO DE LA VIA DERECHA

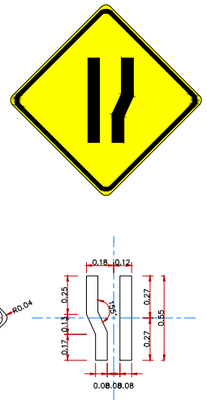

P4 - 1
PUENTE ANGOSTO

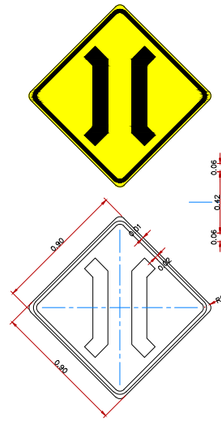

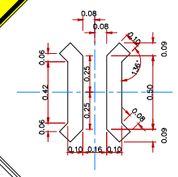

PEATONES EN LA VIA
(P7–1)

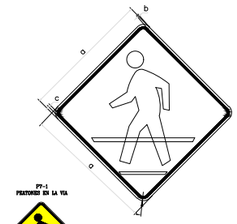

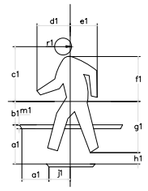

P7-1
PEATONES EN LA VIA



SEÑAL	DIMENSIONES (mm)														
	a	b	c	a1	b1	c1	d1	e1	f1	g1	h1	j1	m1	r1	a2
750	750	10	20	176	154	290	210	150	225	251	97	124	18	44	13

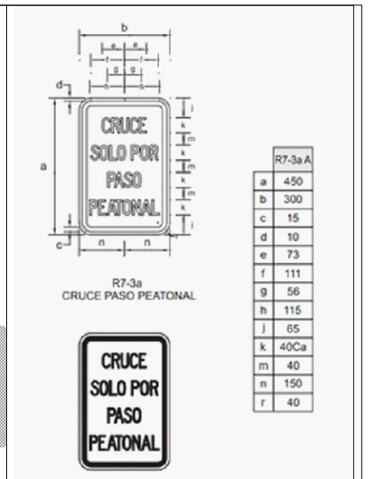

R7-3a A	
a	450
b	300
c	15
d	10
e	73
f	111
g	56
h	115
j	65
k	40Ca
m	40
n	150
r	40

TIPOS Y DIMENSIONES DE SEÑALES
SEÑALES INFORMATIVAS

R4 - 4
REDUZCA LA VELOCIDAD

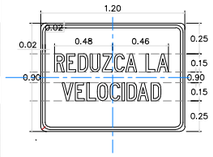

R5–6

I2–7a

TIPOS Y DIMENSIONES DE SEÑALES
SEÑALES AMBIENTALES

SR5 - 2
NO ARROJAR BASURA

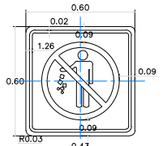

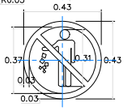

PARE
R1–1

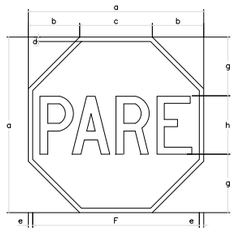

SEÑAL	DIMENSIONES (mm)							
	a	b	c	d	e	f	g	h
750	750	220	311	20	58	635	255	240Ca

R1–1
PARE

R7 - 5A
CINTURON DE SEGURIDAD

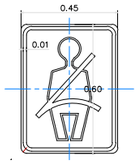

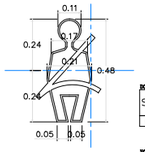

R2 - 13
NO REBASAR

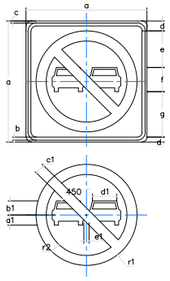

TIPOS Y DIMENSIONES DE SEÑALES
SEÑALES REGLAMENTARIAS

DOBLE VIA
R2–2

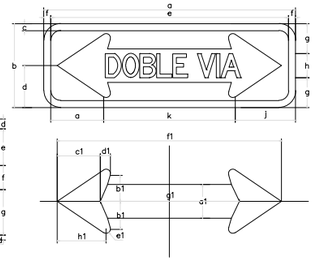

DOBLE VIA
R2–2

R2-2
DOBLE VIA

SEÑAL	DIMENSIONES (mm)																		
	a	b	c	d	e	f	g	h	j	k	m	r	a1	b1	c1	d1	e1	f1	g1	h1
R2–2A	900	300	16	150	800	50	110	800Ca	218	464	218	30	120	97	158	28	15	800	483	171

R2-13
NO REBASAR

SEÑAL	DIMENSIONES (mm)																		
	a	b	c	d	e	f	g	h	j	r	a1	b1	c1	d1	e1	f1	r1	r2	**a2
750	750	10	20	63	225	150	250	163	425	75	63	87	63	151	24	201	313	250	13

LINEAS CONTINUAS EN CARRIL (COLOR BLANCO) — 10cm.

3.00m — 9.00m — 3.00m — 10cm.

LINEAS EN EJE DE CARRIL (COLOR BLANCO)

LINEAS CONTINUAS EN CARRIL (COLOR BLANCO) — 10cm.

TIPOS DE LINEAS EN PAVIMENTO

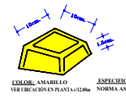

TACHAS PRISMATICAS

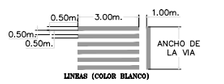

MARCAS DE CRUCE PEATONAL

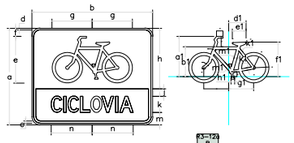

R3-12a
CICLOVIA

R3–12a B			
a	750	g1	186
b	900	h1	26
c	20	j1	66
d	13	k1	18
e	348	m1	22
f	75	n1	36
g	300	r	50
h	480	r1	114
j	56	r2	90
k	1200M	r3	12
m	94	r4	18
n	306	r5	6
a1	300	r6	70
b1	222		
c1	48		
d1	129		
e1	102		
f1	258		

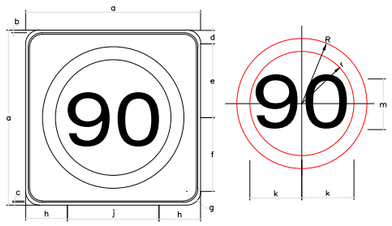

LIMITE MÁXIMO DE VELOCIDAD
R4–1

SEÑAL	DIMENSIONES (mm)													
	a	b	c	d	e	f	g	h	j	k	m	R	r
750	750	13	20	63	312	375	50	190	370	185	280Da	313	250

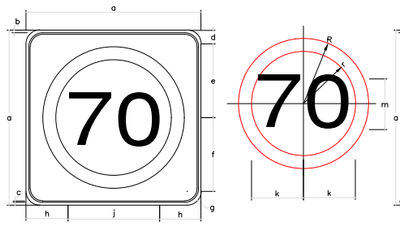

LIMITE MÁXIMO DE VELOCIDAD
R4–1

SEÑAL	DIMENSIONES (mm)													
	a	b	c	d	e	f	g	h	j	k	m	R	r
750	750	13	20	63	312	375	50	190	370	185	280Da	313	250

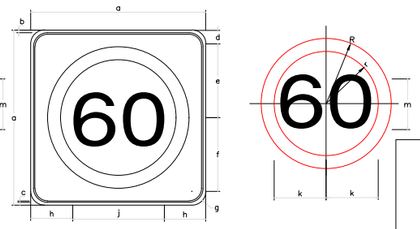

LIMITE MÁXIMO DE VELOCIDAD
R4–1

SEÑAL	DIMENSIONES (mm)													
	a	b	c	d	e	f	g	h	j	k	m	R	r
750	750	13	20	63	312	375	50	190	370	185	280Da	313	250

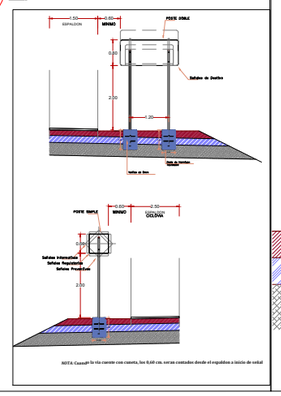

NOTA: Cuando la vía cuente con cuneta, los 0.60 cm. serán contados desde el espaldón o inicio de cuneta

POSTE SIMPLE

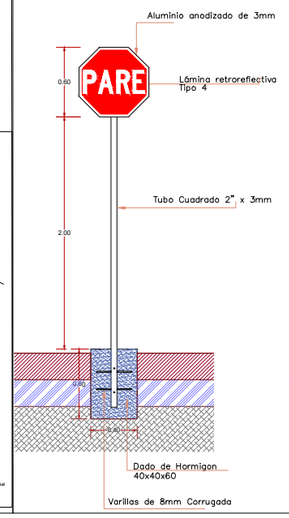

POSTE DOBLE

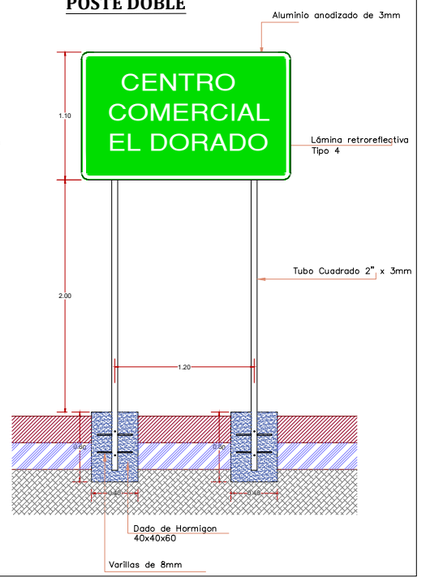

GOBIERNO AUTÓNOMO DESCENTRALIZADO ILUSTRE MUNICIPALIDAD DEL CANTÓN DAULE

DR. WILSON CAÑIZARES VILLAMAR
ALCALDE
ADMINISTRACIÓN 2023 –2027

UBICACIÓN



PROYECTO:

REGENERACIÓN URBANA DE LA AVENIDA LEÓN FEBRES CORDERO DESDE EL PUENTE VICENTE ROCAFUERTE HASTA EL SECTOR KM10 DE LA PARROQUIA URBANA SATÉLITE DE LA AURORA DEL CANTÓN DAULE (ETAPA 1 Y ETAPA 2)

ELABORADO / EDITADO POR:

Firmado electrónicamente por:
RAFAEL FROILAN QUIMI PICO
Validar únicamente con FirmaEC

ARQ. RAFAEL QUIMI PICO
ANALISTA DE APOYO TÉCNICO

REVISADO POR:

Firmado electrónicamente por:
JAVIER ELIAS PRIETO LAINA
Validar únicamente con FirmaEC

ING. JAVIER PRIETO LAINA
SUBDIRECTOR CONSTRUCCIÓN Y MANTENIMIENTO

APROBADO POR:

Firmado electrónicamente por:
ANGEL WASHINGTON TAIPE VELIZ
Validar únicamente con FirmaEC

ING. ANGEL TAIPE VELIZ
DIRECTOR GENERAL DE OBRAS PÚBLICAS

CONTIENE:
PLAN DE SEGURIDAD VÍAL - SEÑALIZACIÓN
DETALLES DE SEÑALIZACIÓN VIAL:
ETAPAS 1-2-3-4

ESCALA: INDICADAS

DISEÑOS

FECHA: MAYO 2025

LÁMINA: L-SVDT-1